

# DIN-Rail Power Supply - SDR-240 Series

SDR-240 SERIES



## DIN-Rail Power Supply - SDR-240 Series

- DIN-Rail power supply
- Output voltage 24 and 48 V DC
- Rated power 240 W
- MTBF standard MIL-HDBK-217F

OVERVIEW MODELS	OUTPUT VOLTAGE V DC	RATED POWER	DIMENSIONS (W X H X D)	WEIGHT
SDR-240-24	24 V DC	240 W	63 x 125.2 x 113.5 mm	1030 g
SDR-240-48	48 V DC	240 W	63 x 125.2 x 113.5 mm	1030 g

# DIN-Rail Power Supply - SDR-240 Series

## SPECIFICATIONS

Model	SDR-240-24	SDR-240-48
<b>GENERAL DATA</b>		
Series	SDR	SDR
Type	DIN rail power supply	
<b>INPUTS</b>		
Input voltage V AC	88 - 264 V AC	
Input voltage V DC	124 - 370 V DC	
Input frequency	47 - 63 Hz	
Power factor typical	0.93 @ 230 V AC / 0.99 @ 115 V AC (Full load)	
Efficiency	94 %	
Input current V AC	2.6 A @ 115 V AC / 1.3 A @ 230 V AC	
Inrush current	65 A @ 230 V AC	
Inrush current cold start	33 A @ 115 V AC	
Leakage current	< 1 mA @ 240 V AC	
<b>OUTPUTS</b>		
Number of outputs	1	1
Output voltage V DC	24 V DC	48 V DC
Rated current	10 A	5 A
Current range	0 - 10 A	0 - 5 A
Rated power	240 W	240 W
Peak current	15 A	7.5 A
Peak power	360 W (3 s)	360 W (3 s)
Ripple Noise	100 mVp-p	120 mVp-p
Output voltage adjustment range	24 - 28 V	48 - 55 V
Output voltage tolerance	±1 %	
Line regulation	±0.5 %	
Load regulation	±1 %	
Setup time	1500 ms, 60 ms @ 230 V AC / 3000 ms, 60 ms @ 115 V AC (Full load)	
Hold-up time typical	20 ms @ 230 V AC	
Hold-up time full load	20 ms @ 115 V AC	
Overload protection	Power limited (110 - 150 % Rated output power)	
Over voltage protection	29 - 33 V	56 - 65 V
Short circuit protection	Yes	
Temperature protection	95 °C ±5 °C (TSW)	
Checking output voltage V DC	60 V DC, 0.3 A / 30 V DC, 1 A / 30 V AC, 0.5 A	

# DIN-Rail Power Supply - SDR-240 Series

## SPECIFICATIONS

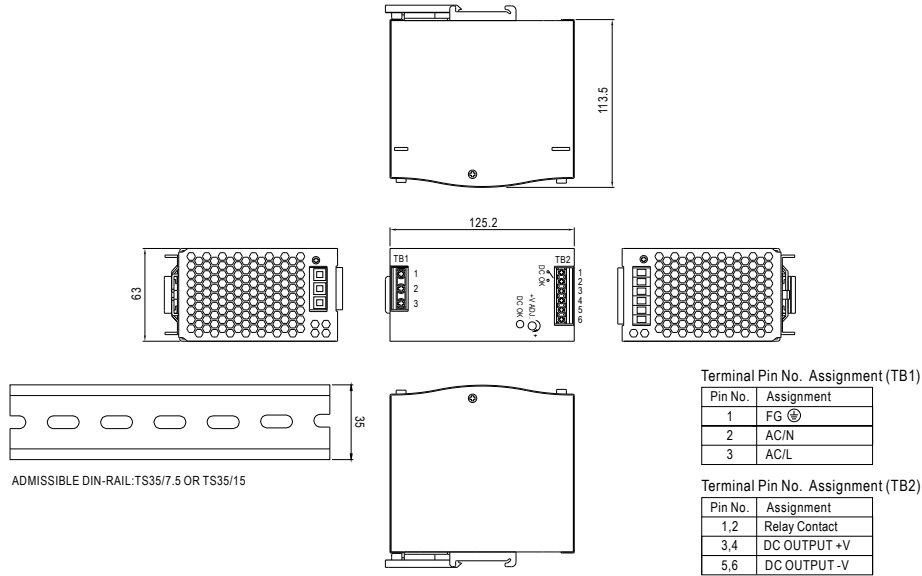
Model	SDR-240-24	SDR-240-48
<b>PHYSICAL CHARACTERISTICS</b>		
Dimensions (W x H x D)	63 x 125.2 x 113.5 mm	
Weight	1030 g	
Mounting	DIN rail	
<b>ENVIRONMENTAL</b>		
Operating temperature range	-25 - +70 °C	
Storage temperature range	-40 - +85 °C	
Humidity	20 - 95 % (non condensing)	
Temperature coefficient	±0.03 %/°C (0 - +50 °C)	
Vibration	10 - 500 Hz, 2 G, 3-axis, IEC60068-2-6	
<b>APPROVALS</b>		
CE	Yes	
cULus	UL 508	
TÜV	EN 60950-1 (EN 60204-1)	
EMC	EN 55011 / EN 55022 (CISPR22) / EN55024 / EN 61000-3-2,3 / EN 61000-4-2,3,4,5,6,8,11 / EN 61000-6-2 (EN 50082-2) / EN 61204-3 Class B, SEMI F47	
RoHS	Yes	
<b>MTBF</b>		
MTBF time	min. 169.300 hours @ 25 °C	
MTBF standard	MIL-HDBK-217F	

# DIN-Rail Power Supply - SDR-240 Series

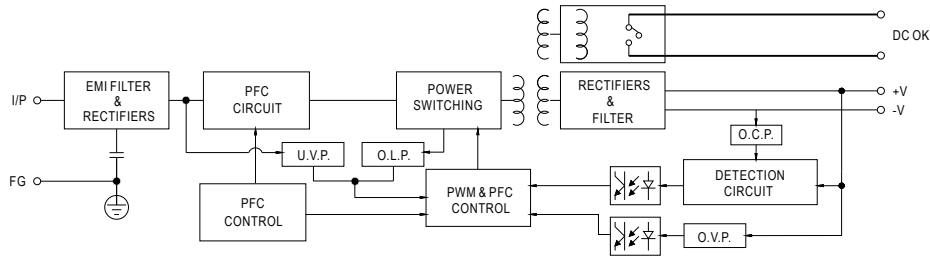
PRODUCT DIMENSIONS (MM)

## Mechanical Specification

Unit:mm



## Block Diagram



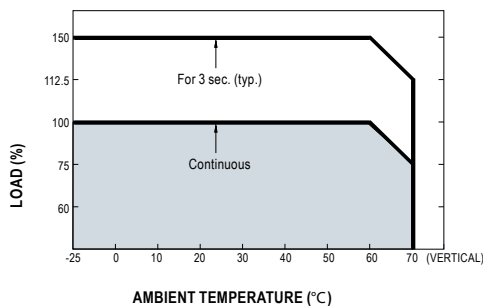
## DC OK Relay Contact

Contact Close	PSU turns on / DC OK.
Contact Open	PSU turns off / DC Fail.
Contact Ratings (max.)	30V/1A resistive load.

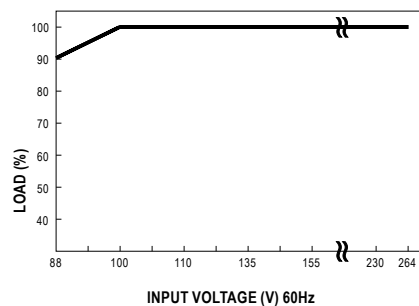
## Peak Loading



## Derating Curve



## Output derating VS input voltage



# DIN-Rail Power Supply - SDR-240 Series

PRODUCT IMAGES

